


8790 OBSERVATION PORTS

8790 Observation Ports allow visual checking of flames. Ports are a Pyrex glass lens mounted in a cast iron, plated steel, or brass body. All ports use nonasbestos gaskets with removable lenses, except the 8790-02, -01 and -0 lens which are fused.

All have standard male pipe threads and clear glass lenses. The 2" size is available with blue Pyrex glass (for luminous flames or high temperature furnaces) by specifying 8790-4-AB. A high temperature quartz lens with a heat reflective coating is also available in the 2" size by specifying 8790-4-AC.



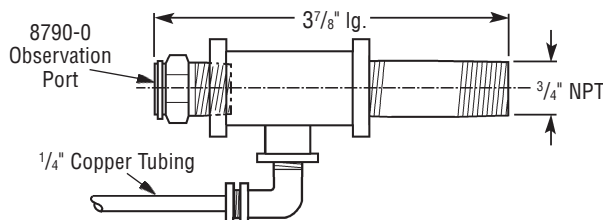
Port designation	max. psi	max. temp. F	dimensions in inches			overall length	wt, lb	material	spare gasket part no.	spare lens part no.
			pipe size	max. dia.	protruding length when mounted					
8790-02	10	500	3/8	7/8	3/8	3/4	1/4	plated steel	(Fused Unit)	
8790-01	10	500	1/2	1 1/16	5/16	13/16	1/4	plated steel	(Fused Unit)	
8790-0	10	500	3/4	1 1/4	5/8	1 1/8	1/4	brass	(Fused Unit)†	
8790-4-A	5	800	2	3 3/4	1 5/16	2 1/16	1 1/2	cast iron	4-3903-1	R530-2069
8790-4-AB	5	800	2	3 3/4	1 5/16	2 1/16	1 1/2	cast iron	4-3903-1	R530-2068
8790-4-AC	5	1300	2	3 3/4	1 5/16	2 1/16	1 1/2	cast iron	4-3903-1	R530-2071

† Spare parts are still available for old removable lens R530-2026 R530-2025

It may be beneficial in some higher temperature applications to install the 8790-0 3/4" observation port with a cooling air or purge air adapter assembly.

The OA3-0184-1 assembly is a complete observation port and cooling air adapter assembly. This unit includes the 8790-0 3/4" observation port and fittings to attach a purge air line and viewing window up to the 3/4" NPT mounting provision of most North American burners.

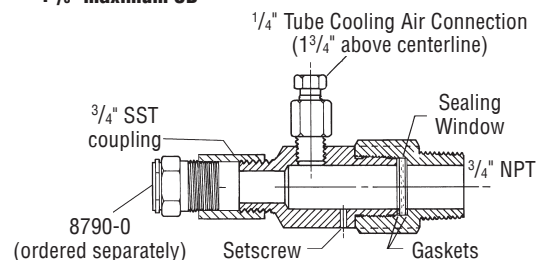
OA3-0184-1 Assembly



The 8834-R Adapter unit provides a means of installing cooling air or purge air between an 8790-0 Observation Port and the 3/4" NPT mounting provision of most North American burners. See page 4 of Bulletin 8832 for Series R Adapter installation instructions.

8834-R Adapter Assembly

4 1/2" long
1 7/8" maximum OD



DIMENSIONS SHOWN ARE SUBJECT TO CHANGE. PLEASE OBTAIN CERTIFIED PRINTS FROM FIVES NORTH AMERICAN COMBUSTION, INC. IF SPACE LIMITATIONS OR OTHER CONSIDERATIONS MAKE EXACT DIMENSION(S) CRITICAL.

WARNING: Situations dangerous to personnel and property may exist with the operation and maintenance of any combustion equipment. The presence of fuels, oxidants, hot and cold combustion products, hot surfaces, electrical power in control and ignition circuits, etc., are inherent with any combustion application. Parts of this product may exceed 160F in operation and present a contact hazard. Fives North American urges compliance with National Safety Standards and insurance Underwriters recommendations, and care in operation.

Fives North American Combustion, Inc., 4455 East 71st Street, Cleveland, OH 44105 USA, Phone 216.271.6000
Fax 216.641.7852 email: fna.sales@fivesgroup.com • www.fivesgroup.com/fivesna